

Customize Harmonic Potential Fields via Hybrid Optimization over Homotopic Paths

Shuaikang Wang¹, Tiecheng Guo¹ and Meng Guo¹

Abstract—Safe navigation within a workspace is a fundamental skill for autonomous robots to accomplish more complex tasks. Harmonic potentials are artificial potential fields that are analytical, globally convergent and provably free of local minima. Thus, it has been widely used for generating safe and reliable robot navigation control policies. However, most existing methods do not allow customization of the harmonic potential fields nor the resulting paths, particularly regarding their topological properties. In this paper, we propose a novel method that automatically finds homotopy classes of paths that can be generated by valid harmonic potential fields. The considered complex workspaces can be as general as forest worlds consisting of numerous overlapping star-obstacles. The method is based on a hybrid optimization algorithm that searches over homotopy classes, selects the structure of each tree-of-stars within the forest, and optimizes over the continuous weight parameters for each pruned tree via the projected gradient descent. The key insight is to transform the forest world to the unbounded point world via proper diffeomorphic transformations. It not only facilitates a simpler design of the multi-directional D-signature between non-homotopic paths, but also retain the safety and convergence properties. Extensive simulations and hardware experiments are conducted for non-trivial scenarios, where the navigation potentials are customized for desired homotopic properties. Project page: <https://shuaikang-wang.github.io/CustFields>.

Index Terms—Motion and Path Planning, Autonomous Vehicle Navigation, Autonomous Agents.

I. INTRODUCTION

Safe navigation within a given complex workspace is essential for autonomous robots to accomplish more tasks, i.e., to drive the robot from an initial state to the target state while staying within the allowed workspace and avoiding collision with obstacles. As a long-standing research field, many powerful methods have been proposed, such as optimal control theory [1], probabilistic sampling [2], potential fields [3], [4], [5], [6] and so on. These methods have been successfully applied to different dynamic systems including mobile robots and manipulators, for various applications such as navigation and manipulation. Moreover, in many cases, the end-users might have preferences over the final paths such as their topological properties, i.e., the sequence of gates between obstacles that the path should (or not) pass. For instance, a

Manuscript received: November 3, 2024; Revised: April 13, 2025; Accepted: June 22, 2025.

This paper was recommended for publication by Editor Ashis Banerjee upon evaluation of the Associate Editor and Reviewers' comments.

This work was supported by the National Natural Science Foundation of China (NSFC) under grants 62203017, T2121002, U2241214; and by the Fundamental Research Funds for the central universities.

¹The authors are with the College of Engineering, Peking University, Beijing 100871, China. Corresponding author: meng.guo@pku.edu.cn

Digital Object Identifier (DOI): see top of this page.

©2026 IEEE

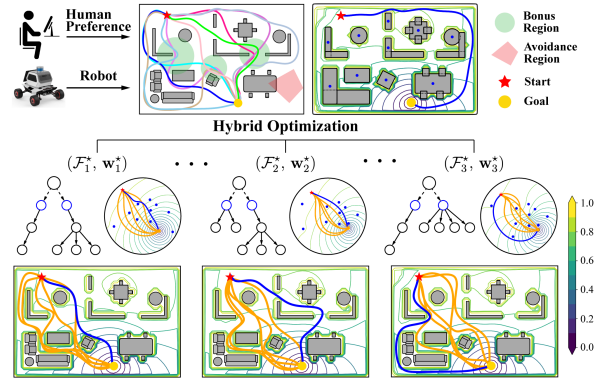


Fig. 1. The proposed hybrid framework for customizing harmonic potentials, where the forest structure and weight parameters are optimized (second row). The resulting paths in the derived potentials (third row) can be selected given the desired topological properties (first figure), compared with the default harmonic potential and the resulting path (second figure).

service robot might navigate through as many rooms during surveillance tasks; might not pass the meeting room with an ongoing conference; and should avoid the kitchen when taking the trash out. However, it remains a challenge to design a navigation policy that can both ensure safety and convergence, while accommodating for such user customizations.

A. Related Work

As the most relevant to this work, navigation functions (NF) pioneered by Rimon and Koditschek [3] provide an intuitive yet powerful framework for motion planning. Compared to the traditional artificial potential field (APF) methods [2], [7], [8], which rely on attraction fields near the goal and repulsion fields near obstacles but suffer from the local minimum, the NFs are proven to possess the goal as the sole global minimum with a set of isolated saddle points of measure zero. This framework is further expanded to harmonic potential fields as proposed in [4], [6], [5]. Via a novel diffeomorphic transformation to *point worlds*, harmonic potentials are constructed more efficiently without parameter tuning, while retaining safety and global convergence. These methods have been applied successfully to various dynamic systems [5], [9] and different workspace or obstacle representations [4], [10]. Recent work in [11], [12] adopts a wider set of harmonic basis functions to address more complex workspaces, which however requires solving parameterized optimizations online, instead of providing analytic solutions. Partially-unknown workspaces are considered in [12], [13], [14], [15], [16], via recursive adaptation of the underlying potentials and paths given online measurements. The generated potentials have been combined with numerous feedback controllers [5], [17]

IEEE Robotics and Automation Letters (RA-L) paper, presented at ICRA 2026, Vienna, Austria. Cite as RA-L paper.

for online execution. However, most of these methods focus on the convergence and safety of the resulting paths, while neglecting how the harmonic potentials can be customized to generate paths with different topological properties.

On the other hand, homotopic paths are paths that connect the same start and goal points, and can be continuously deformed into each other, without leaving the workspace or intersecting any obstacles. It incorporates the topological properties of the paths within the obstacle-cluttered workspace, in addition to the commonly-used geometric properties such as length and smoothness. It has been widely adopted as a classification of paths in robot navigation [18], [19], and object manipulation [20]. Paths within the same homotopy class are considered *close* in the cluttered environments, and paths in different classes are considered far apart. Thus, homotopy distances have been used to measure the similarity between paths, and further guide the path planning process to generate paths with diverse homotopic properties, e.g., in [18]. However, there has been limited research on the customization of potential fields to generate paths with desired homotopic properties, nor to find all homotopy classes of paths that can be generated by valid potential fields.

B. Our Method

This work tackles the customization of harmonic potential fields, to generate paths with desired topological properties. As shown in Fig. 1, the proposed hybrid optimization algorithm, consists of three interleaved layers: (I) simplifies the representation for homotopy classes from the forest world to the point world, via diffeomorphic transformation; (II) selects different structures for each tree-of-stars within the forest world, including the roots and parent-child relationships; and (III) optimizes the continuous weight parameters of each pruned tree, via approximated gradient descent over a multi-directional distance metric, subject to feasibility constraints. The derived harmonic potential can be used to guide a robot as navigation policies, by which the resulting paths are validated for safety, convergence and topological properties. The homotopy properties of the harmonic potentials can be customized through user specification of a D-signature or automatically given the prioritized regions.

Main contribution of this work is threefold: (I) A new problem as the customization of harmonic potential fields is introduced, according to the homotopic properties of the resulting paths; (II) Theoretical results regarding the invariance of homology under diffeomorphic transformation are derived formally; (III) The hybrid optimization algorithm is proposed that can automatically generate valid harmonic potentials for desired homotopy properties. To our knowledge, this is the first work that provides such results.

II. PRELIMINARIES

A. Diffeomorphic Transformation and Harmonic Potentials

Consider a *forest world* $\mathcal{F} \subset \mathbb{R}^2$, which has an outer boundary of the workspace $\mathcal{W} \subset \mathbb{R}^2$ and inner boundaries of M *tree-of-stars* obstacles $\mathcal{O}_i \subset \mathbb{R}^2$ for $i \in \mathcal{M} \triangleq \{1, 2, \dots, M\}$. The forest world \mathcal{F} can be mapped to a point

world $\mathcal{P} \triangleq \mathbb{R}^2 \setminus \bigcup_{i=1}^M P_i$ by a diffeomorphic transformation $\Phi_{\mathcal{F} \rightarrow \mathcal{P}} : \mathcal{W} \rightarrow \mathcal{P}$, such that $\Phi_{\mathcal{F} \rightarrow \mathcal{P}}(p) \in \mathcal{P}$, $\forall p \in \mathcal{F}$; and $\Phi_{\mathcal{F} \rightarrow \mathcal{P}}(\mathcal{O}_i) \triangleq P_i$, $\forall \mathcal{O}_i \in \mathcal{O}_i$ and $\forall i \in \mathcal{M}$.

Definition 1 (Harmonic Potential). The *parameterized harmonic potential* function $\phi_{\mathcal{P}} : \mathcal{P} \rightarrow \mathbb{R}^+$ is defined as:

$$\phi_{\mathcal{P}}(q, \mathbf{w}) \triangleq w_g \phi(q, q_g) - \sum_{i=1}^M w_i \phi(q, P_i), \quad (1)$$

where $\phi : \mathbb{R}^2 \times \mathbb{R}^2 \rightarrow \mathbb{R}$ is the harmonic term: $\phi(q, P) \triangleq \ln(\|q - P\|^2)$ for $q, P \in \mathbb{R}^2$; $\phi(q, q_g)$ is the potential for the goal $q_g \in \mathcal{P}$ and $\phi(q, P_i)$ for the point $P_i \in \mathbb{R}^2$ and $i \in \mathcal{M}$; $\mathbf{w} \triangleq [w_g, w_1, \dots, w_M]^T > 0$ are weight parameters. ■

Then, the harmonic potentials within the actual forest world \mathcal{F} can be constructed as:

$$\varphi_{\mathcal{F}}(p) \triangleq \sigma \circ \phi_{\mathcal{P}} \circ \Phi_{\mathcal{F} \rightarrow \mathcal{P}}(p) \quad (2)$$

where $\Phi_{\mathcal{F} \rightarrow \mathcal{P}}$ and $\phi_{\mathcal{P}}$ are defined above, and $\sigma(x) \triangleq \frac{e^x}{e^x + 1}$ for $x \in \mathbb{R}$ maps the unbounded range of $\phi_{\mathcal{P}}$ to a finite interval $[0, 1]$. The exact definition and detailed derivations for the transformation in (2) are omitted here. The readers are referred to [3], [5], [21] and our previous work [15].

Definition 2 (Resulting Forest Path). Given the harmonic potentials $\varphi_{\mathcal{F}}(p)$ in \mathcal{F} , its *resulting forest path* from an initial point $p_s \in \mathcal{W}_0$ is derived by following its negated gradient $-\nabla_p \varphi_{\mathcal{F}}$, i.e., $\tau(t) \triangleq p_s - \int_0^t \nabla_p \varphi_{\mathcal{F}}(\tau(\xi)) d\xi$. ■

Similar definitions apply to the resulting path of the harmonic potential $\phi_{\mathcal{P}}(q)$ in (1), denoted by $\tilde{\tau}(t)$. Without loss of generality, the infinite time interval $t \in [0, +\infty)$ for both $\tau(t)$ and $\tilde{\tau}(t)$ are mapped to $[0, 1]$.

B. Homotopy and Homology Classes of Paths

Homotopy and homology classes are common tools to distinguish different paths within the same workspace, see [18], [22]. Compared to homotopy, homology offers a computationally more tractable alternative.

Definition 3 (Homotopic Paths). Given two paths $\tau_1, \tau_2 : [0, 1] \rightarrow \mathbb{R}^2$ that $\tau_1(0) = \tau_2(0)$ and $\tau_1(1) = \tau_2(1)$, then τ_1 and τ_2 are *homotopic* if there is a continuous map $\chi : [0, 1] \times [0, 1] \rightarrow \mathbb{R}^2$ that $\chi(\lambda, 0) = \tau_1(\lambda)$, $\forall \lambda \in [0, 1]$ and $\chi(\mu, 1) = \tau_2(\mu)$, $\forall \mu \in [0, 1]$. ■

Definition 4 (Homologous Paths). Given two paths $\tau_1, \tau_2 : [0, 1] \rightarrow \mathbb{R}^2$ that $\tau_1(0) = \tau_2(0)$ and $\tau_1(1) = \tau_2(1)$, then τ_1 and τ_2 are *homologous* if there are no obstacles within the closed loop $L_{12} \triangleq (\tau_1 \sqcup -\tau_2)$, i.e., $\text{Int}(L_{12}) \cap \mathcal{O}_i = \emptyset$, $\forall i \in \mathcal{M}$, where $\text{Int}(\cdot)$ is the interior of a closed-loop. ■

Homotopy indicates that two paths τ_1 and τ_2 can be continuously deformed into the other without intersecting any obstacle, whereas homology implies that the closed loop formed by τ_1 and τ_2 does not enclose any obstacle. It has been proven in [18] that homotopic paths are also homologous since there always exists a homomorphism map from the homotopy groups to the homology groups. Besides, various measures have been proposed to classify paths into homotopy classes, e.g., H-signature [18] and visibility sequence [19].

IEEE Robotics and Automation Letters (RA-L) paper, presented at ICRA 2026, Vienna, Austria. Cite as RA-L paper.

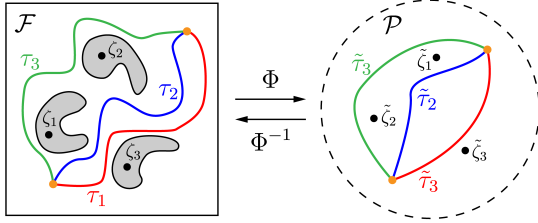


Fig. 2. **Left:** τ_1 and τ_2 belong to the same homotopy class, but τ_3 belongs to a different homotopy in forest world \mathcal{F} ; **Right:** homotopy classes are kept in point world \mathcal{P} after the diffeomorphic transformation $\Phi_{\mathcal{F} \rightarrow \mathcal{P}}$.

III. PROBLEM DESCRIPTION

Consider a forest world \mathcal{F} as defined earlier within a connected and compact workspace $\mathcal{W} \subset \mathbb{R}^2$. It contains M non-overlapping internal obstacles $\mathcal{O}_i \subset \mathcal{W}_0$, $\forall i \in \mathcal{M}$. Specifically, each obstacle \mathcal{O}_i has a tree-of-stars structure composed of several star-shaped obstacles [3], [5], [21]. A particular type of star-shaped obstacle called *squircle* is considered in this work. As shown in Fig. 1, a squircle interpolates smoothly between a circle and a square, while avoiding non-differentiable corners [10], i.e., $O(p) \triangleq \{p \in \mathbb{R}^2 \mid \beta(p) = (\|p\|^2 + \sqrt{\|p\|^4 - 4\kappa^2 [(p^\top e_1)(p^\top e_2)]^2})/2 - 1 \leq 0\}$, where $\kappa \in (0, 1)$ is a positive parameter, $\|\cdot\|$ is the Euclidean norm, and e_1, e_2 are two base vectors in \mathbb{R}^2 . Non-unit squircles can be derived by scaling, translation and rotation, i.e., $O_{n_i} \triangleq S Q(c_{n_i}, w_{n_i}, h_{n_i}, \theta_{n_i})$, where $c_{n_i} \in \mathbb{R}^2$ is the center; $w_{n_i}, h_{n_i} > 0$ are the width and height; and $\theta_{n_i} \in (-\pi, \pi]$ is the orientation, $\forall n_i \in \{1, 2, \dots, N_i\} \triangleq \mathcal{N}_i$, where N_i is the depth of the tree in \mathcal{O}_i .

Given the start and goal $p_s, p_g \in \mathcal{F}$, the objective is *threefold*: (I) construct valid harmonic potentials $\varphi_{\mathcal{F}}(p)$ as defined in (2); (II) find potentials that the resulting path belongs to a desired homotopy class; and (III) determine all homotopy classes of paths that result from valid potentials.

IV. PROPOSED SOLUTION

The proposed solution consists of two main components: (I) a simplified representation for homotopic paths in the point world, via diffeomorphic transformation; (II) a hybrid optimization algorithm to customize the harmonic potentials in the point world, given a desired homotopy class.

A. Homotopy Classes in Forest World

1) *Invariance of Homology under Diffeomorphism:* Via the diffeomorphic transformation, the forest world \mathcal{F} can be mapped into a point world \mathcal{P} , which has a much simpler geometry. Thus, the complexity of finding homotopic paths can be reduced in \mathcal{P} , as shown in Fig. 2. For correctness, it is proven formally below that the homology properties of a path remain unchanged after the transformation. Without loss of generality, both \mathbb{R}^2 and \mathbb{C} represent the 2D plane interchangeably. Then, the obstacle marker function and H-signature function are defined following [18]:

Definition 5 (Obstacle Marker). Given M obstacles $\mathcal{O}_1, \mathcal{O}_2, \dots, \mathcal{O}_M$ in the 2D complex plane \mathbb{C} , the *obstacle marker function* $\Gamma(z) : \mathbb{C} \rightarrow \mathbb{C}^M$ is defined as:

$$\Gamma(z) \triangleq \left[\frac{\gamma_1(z)}{z - \zeta_1}, \dots, \frac{\gamma_M(z)}{z - \zeta_M} \right]^\top, \quad (3)$$

where $\gamma_\ell : \mathbb{C} \rightarrow \mathbb{C}$ is analytic; $\zeta_\ell \in \mathcal{O}_\ell$ is any marker point within each obstacle \mathcal{O}_ℓ ; and $\gamma_\ell(\zeta_\ell) \neq 0$, $\forall \ell \in \mathcal{M}$. ■

Definition 6 (H-signature). Given M obstacles in the 2D complex plane \mathbb{C} , the *H-signature* of the path $\tau \in \mathcal{C}$ is defined as the vector function $\mathcal{H}_2 : \mathcal{C} \rightarrow \mathbb{C}^M$ that:

$$\mathcal{H}_2(\tau) \triangleq \int_{\tau} \Gamma(z) dz, \quad (4)$$

where \mathcal{C} is the set of all paths in \mathbb{C} ; $\Gamma(z)$ is the obstacle marker function from Def. 5. ■

Given a smooth path τ within the forest world \mathcal{F} , the *associated* path in point world \mathcal{P} after the transformation $\Phi_{\mathcal{F} \rightarrow \mathcal{P}}$ from the forest world to the point world is given by: $\tilde{\tau} \triangleq \Phi(\tau) = \{\Phi_{\mathcal{F} \rightarrow \mathcal{P}}(p) \mid p \in \tau\}$, which is also smooth. The details of the transformation $\Phi(\cdot)$ is given in Sec. IV-B. The following lemma shows that the homology is invariant under diffeomorphic transformations.

Lemma 1. Consider two paths $\tau_1, \tau_2 \subset \mathcal{F}$ that $\tau_1(0) = \tau_2(0)$ and $\tau_1(1) = \tau_2(1)$, of which the associated paths after the diffeomorphic transformation $\Phi_{\mathcal{F} \rightarrow \mathcal{P}}$ in the point world \mathcal{P} are $\tilde{\tau}_1$ and $\tilde{\tau}_2$. Then, τ_1 and τ_2 are homologous if and only if $\tilde{\tau}_1$ and $\tilde{\tau}_2$ are homologous.

Proof. By definition, the marker points $\zeta_\ell \in \mathcal{F}$ and $\tilde{\zeta}_\ell \in \mathcal{P}$ are related by $\tilde{\zeta}_\ell = \Phi(\zeta_\ell)$, $\forall \ell \in \mathcal{M}$. Assume that τ_1 and τ_2 are homologous paths, but $\tilde{\tau}_1$ and $\tilde{\tau}_2$ are not homologous. According to Lemma 2 in [18], the following holds:

$$\mathcal{H}_2(\tilde{\tau}_1) - \mathcal{H}_2(\tilde{\tau}_2) = \int_{\tilde{L}_{12}} \Gamma(\tilde{z}) d\tilde{z} \neq \mathbf{0}, \quad (5)$$

where $\tilde{L}_{12} \triangleq (\tilde{\tau}_1 \sqcup -\tilde{\tau}_2)$; and $\Gamma(\tilde{z})$ is defined in (3). Then, since $\tilde{\tau}_1 = \Phi(\tau_1)$ and $\tilde{\tau}_2 = \Phi(\tau_2)$ holds, it follows that:

$$\begin{aligned} \int_{\tilde{L}_{12}} \Gamma(\tilde{z}) d\tilde{z} &= \int_{\tilde{L}_{12}} \left[\frac{\gamma_1(\tilde{z})}{\tilde{z} - \tilde{\zeta}_1}, \dots, \frac{\gamma_M(\tilde{z})}{\tilde{z} - \tilde{\zeta}_M} \right]^\top d\tilde{z} \\ &= \int_{L_{12}} \left[\frac{\gamma_1(\Phi(z)) \nabla_z \Phi(z)}{\Phi(z) - \Phi(\zeta_1)}, \dots, \frac{\gamma_M(\Phi(z)) \nabla_z \Phi(z)}{\Phi(z) - \Phi(\zeta_M)} \right]^\top dz, \end{aligned}$$

where $L_{12} \triangleq (\tau_1 \sqcup -\tau_2)$, and $\nabla_z \Phi(z)$ is the Jacobian. Since $\Phi(z)$ is analytic, $\nabla \Phi(z)$ is non-singular and $\zeta_\ell \notin \text{Int}(L_{12})$, $\forall \ell \in \mathcal{M}$. It in turn indicates that $\frac{\gamma_\ell(\Phi(z)) \nabla_z \Phi(z)}{\Phi(z) - \Phi(\zeta_\ell)}$ is analytic, for all $z \in \text{Int}(L_{12})$ and $\ell \in \mathcal{M}$. By the Cauchy Integral Theorem [23], the above integral equals to $\mathbf{0}$, which contradicts the assumption in (5). Therefore, $\tilde{\tau}_1$ and $\tilde{\tau}_2$ are homologous. Given that Φ is diffeomorphic, the sufficiency can be proven similarly. □

2) *D-Signature:* The H-signature of a given path in the forest world by (4) requires integration over the entire path, which is computationally expensive for general harmonic potentials. Thus, a multi-directional distance signature is introduced to distinguish homology classes more effectively in the point world. Consider a point world \mathcal{P} with M point obstacles P_1, P_2, \dots, P_M . The path $\tilde{\tau}$ with $\tilde{\tau}(0) = q_s$ and $\tilde{\tau}(1) = q_g$ has a D-signature defined below.

Definition 7 (D-Signature). The *D-signature* for path $\tilde{\tau}$ within the point world \mathcal{P} is given by:

$$D(\tilde{\tau}) \triangleq S(\tilde{\tau}) \odot \overline{D}(\tilde{\tau}), \quad (6)$$

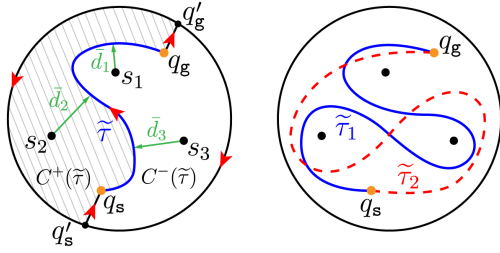


Fig. 3. **Left:** computation of the D-signature $D(\tilde{\tau})$ in (6); **Right:** $\tilde{\tau}_1$ and $\tilde{\tau}_2$ are homologous, but not homotopic.

where the signed distance $D(\tilde{\tau}) \in \mathbb{R}^M$; the sign $S(\tilde{\tau}) \in \{+1, -1\}^M$; the distance $\bar{D}(\tilde{\tau}) \in \mathbb{R}_+^M$; and the symbol \odot denotes the Hadamard product [24]. ■

As illustrated in Fig. 3, the D-signature $D(\tilde{\tau})$ can be computed in three steps: (I) A circular area that covers all the point obstacles, as well as the start and goal points, is computed, denoted by $C(\tilde{\tau})$, centered at $Q_c \triangleq (q_s + q_g)/2$ and a radius R_c . Namely, it holds that $\tilde{\tau} \subset \text{Int}(C)$ and $P_i \in \text{Int}(C), \forall i \in \mathcal{M}$; (II) Denote by q'_g the intersections of the ray from q_s to q_g on the boundary ∂C , similarly q'_s for q_s . Thus, the interior $\text{Int}(C)$ is divided into two parts:

$$\begin{aligned} C^+(\tilde{\tau}) &\triangleq \text{Int}\left(\tilde{\tau} \cup \overrightarrow{q_g q'_g} \cup \overrightarrow{q'_g q'_s} \cup \overrightarrow{q'_s q_s}\right); \\ C^-(\tilde{\tau}) &\triangleq C(\tilde{\tau}) \setminus C^+(\tilde{\tau}), \end{aligned} \quad (7)$$

where $C^+(\tilde{\tau})$ is the area enclosed by the *anticlockwise* loop formed with the path $\tilde{\tau}$ from q_s to q_g , the line $\overrightarrow{q_g q'_g}$ from q_g to q'_g , the arc $\overrightarrow{q'_g q'_s}$ from q'_g to q'_s , and the line $\overrightarrow{q'_s q_s}$ from q'_s to q_s ; and $C^-(\tilde{\tau})$ is the complement of $C^+(\tilde{\tau})$ within C ; (III) The sign $S(\tilde{\tau}) \triangleq [s_i]$ is given by $s_i = 1$ if $P_i \in C^+(\tilde{\tau})$, while $s_i = -1$ if $P_i \in C^-(\tilde{\tau}), \forall i \in \mathcal{M}$. Moreover, the distance $\bar{D}(\tilde{\tau}) \triangleq [\bar{d}_i]$ is given by $\bar{d}_i = \min_{q \in \tilde{\tau}} \|q - P_i\|, \forall i \in \mathcal{M}$.

Lemma 2. Consider two paths $\tilde{\tau}_1, \tilde{\tau}_2 \subset \mathcal{P}$ that $\tilde{\tau}_1(0) = \tilde{\tau}_2(0) = q_s$ and $\tilde{\tau}_1(1) = \tilde{\tau}_2(1) = q_g$, then $\tilde{\tau}_1$ and $\tilde{\tau}_2$ are homologous if and only if $S(\tilde{\tau}_1) = S(\tilde{\tau}_2)$.

Proof. (Sufficiency): The proof is by contradiction. First, assume that $\tilde{\tau}_1$ and $\tilde{\tau}_2$ are homologous but $S(\tilde{\tau}_1) \neq S(\tilde{\tau}_2)$. Due to Def. 7, there exists $K \geq 1$ point obstacles $P_{m_1}, P_{m_1}, \dots, P_{m_K}$ such that $P_{m_\ell} \in C^+(\tilde{\tau}_1)$ and $P_{m_\ell} \notin C^+(\tilde{\tau}_2), \forall \ell \in \{1, 2, \dots, K\} \triangleq \mathcal{K} \subseteq \mathcal{M}$. Furthermore, it follows that: $C^+(\tilde{\tau}_1) \setminus C^+(\tilde{\tau}_2) = \text{Int}\left(\tilde{\tau}_1 \cup \overrightarrow{q_g q'_g} \cup \overrightarrow{q'_g q'_s} \cup \overrightarrow{q'_s q_s}\right) \setminus \text{Int}\left(\tilde{\tau}_2 \cup \overrightarrow{q_g q'_g} \cup \overrightarrow{q'_g q'_s} \cup \overrightarrow{q'_s q_s}\right) = \text{Int}(\tilde{\tau}_1 \cup -\tilde{\tau}_2) = \tilde{L}_{12}$, which implies that $P_{m_\ell} \in \text{Int}(\tilde{L}_{12}), \forall \ell \in \mathcal{K}$. Via Def. 4 and the Residue Theorem [23], it holds that:

$$\begin{aligned} \mathcal{H}_2(\tilde{\tau}_1) - \mathcal{H}_2(\tilde{\tau}_2) &= \int_{\tilde{\tau}_1} \Gamma(\tilde{z}) d\tilde{z} - \int_{\tilde{\tau}_2} \Gamma(\tilde{z}) d\tilde{z} \\ &= 2\pi j \sum_{\ell=1}^K \lim_{\tilde{z} \rightarrow P_{m_\ell}} (\tilde{z} - P_{m_\ell}) \left[\frac{\gamma_1(\tilde{z})}{\tilde{z} - P_1}, \dots, \frac{\gamma_M(\tilde{z})}{\tilde{z} - P_M} \right]^\top \\ &= [\dots, \gamma_{m_1}(P_{m_1}), \dots, \gamma_{m_K}(P_{m_K}), \dots]^\top \neq \mathbf{0}, \end{aligned} \quad (8)$$

which contradicts the assumption that $\tilde{\tau}_1$ and $\tilde{\tau}_2$ are homologous. Thus, $S(\tilde{\tau}_1) = S(\tilde{\tau}_2)$ and the sufficiency holds.

(Necessity): Assume that $S(\tilde{\tau}_1) = S(\tilde{\tau}_2)$ holds and no obstacles exist in $C^+(\tilde{\tau}_1) \setminus C^+(\tilde{\tau}_2) = \text{Int}(\tilde{\tau}_1 \cup -\tilde{\tau}_2) =$

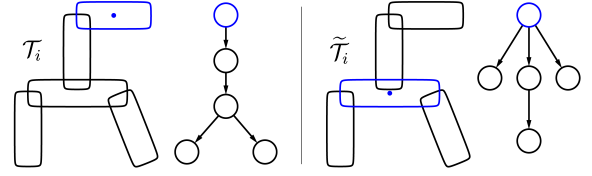


Fig. 4. Different tree structures representing the same overlapping squircles, where the squircle (in blue) is chosen as the root.

$\text{Int}(\tilde{L}_{12})$. By the Cauchy Integral Theorem [23], $\mathcal{H}_2(\tilde{\tau}_1) - \mathcal{H}_2(\tilde{\tau}_2) = \int_{\tilde{L}_{12}} \Gamma(\tilde{z}) d\tilde{z} = \mathbf{0}$, which concludes the proof. □

Lemma 3. Consider two paths $\tilde{\tau}_1, \tilde{\tau}_2 \subset \mathcal{P}$ that $\tilde{\tau}_1(0) = \tilde{\tau}_2(0) = q_s$ and $\tilde{\tau}_1(1) = \tilde{\tau}_2(1) = q_g$. If $S(\tilde{\tau}_1) \neq S(\tilde{\tau}_2)$ holds, then $\tilde{\tau}_1$ and $\tilde{\tau}_2$ belong to different homotopy classes.

Proof. Assume that $S(\tilde{\tau}_1) \neq S(\tilde{\tau}_2)$ but $\tilde{\tau}_1$ and $\tilde{\tau}_2$ are homotopic. It has been shown [18] that homotopic paths are homologous, thus $\tilde{\tau}_1$ and $\tilde{\tau}_2$ are homologous. By Lemma 2, $S(\tilde{\tau}_1) = S(\tilde{\tau}_2)$, which contradicts the assumption. □

Remark 1. Lemma 2 states that the sign function $S(\tilde{\tau})$ is equivalence to a *homology* class, while Lemma 3 implies that each distinct $S(\tilde{\tau})$ corresponds to a different *homotopy* class. However, the necessity of the condition in Lemma 3 does not hold, as some different homotopy classes share the same sign function $S(\tilde{\tau})$, as shown in Fig 3. ■

3) *Synthesis of Homotopic Paths:* To find paths of different homotopy classes within \mathcal{P} , it is essential to first generate reference paths of different classes for optimization. Since each sign $S(\cdot)$ represents one class, the set of D-signatures associated with potential homotopy classes is given by:

$$\begin{aligned} \mathcal{D}^* &\triangleq \left\{ S^* \odot \bar{D}^* \mid S^* \in \{+1, -1\}^M, \bar{D}^* = [d_i^*(S^*)] \right\}; \\ \bar{d}_i^*(S^*) &= \min_{j \in \mathcal{M}, s_i^* + s_j^* = 0} \{ \|P_i - P_j\| \}, \forall i \in \mathcal{M}; \end{aligned} \quad (9)$$

where $S^* \triangleq [s_i^*]$ and $\bar{D}^* \triangleq [\bar{d}_i^*]$. The second condition implies that the closest obstacle P_j with the opposite sign is found for each obstacle $P_i, \forall i, j \in \mathcal{M}$, between which the relative distance is used as the distance measure for the path. Consequently, any D-signature $D^* \in \mathcal{D}^*$ is associated with a homotopy class, which is the objective for the hybrid optimization scheme in the sequel.

B. Hybrid Optimization of Harmonic Potentials

Given a homotopy class associated with the D-signature D^* , it remains a question whether there exists a harmonic potential $\varphi_{\mathcal{F}}(p)$, of which the resulting path from the same initial point belongs to the same homotopy class.

1) *Structure Selection for Tree-of-Stars:* As introduced in [3], [15], a forest world consists of several disjointed groups of obstacles as trees-of-stars. As shown in Fig. 4, each group is a finite union of overlapping obstacles whose adjacency graph is a tree with a unique root. The choice of these tree structures determines the locations of the obstacles in the point world, which in turn changes the underlying potential fields. Consequently, the tree structure can be customized based on the desired homotopy classes.

IEEE Robotics and Automation Letters (RA-L) paper, presented at ICRA 2026, Vienna, Austria. Cite as RA-L paper.

Definition 8 (Tree-of-Squircles). A tree-of-squircles is a directed acyclic tree $\mathcal{T} \triangleq (\mathcal{O}, E, O^*)$, where: (I) \mathcal{O} is the set of obstacles within \mathcal{T} ; (II) $E \subset \mathcal{O} \times \mathcal{O}$ is the set of directed parent-child relations, i.e., $(O'_\ell, O_\ell) \in E$ if squircles O'_ℓ and O_ℓ overlap; and (III) $O^* \in \mathcal{O}$ is the root. ■

A tree $\mathcal{T}_i \triangleq (\mathcal{O}_i, E_i, O_i^*)$ is *valid* if each squiracle has exactly one parent squiracle, except for the root. Moreover, a valid tree \mathcal{T}_i can be *re-rooted* by choosing a different root, and the rest of the nodes are re-structured according to their adjacency relation via a breadth-first search, yielding a new tree $\tilde{\mathcal{T}}_i$, as shown in Fig. 4. The lemma below ensures that the re-rooted tree is unique and remains valid.

Lemma 4. *Given a valid tree $\mathcal{T}_i = (\mathcal{O}_i, E_i, O_i^*)$, the re-rooted tree $\tilde{\mathcal{T}}_i = (\mathcal{O}_i, \tilde{E}_i, \tilde{O}_i^*)$ is unique and valid for any chosen new root $\tilde{O}_i^* \in \mathcal{O}_i$.*

Proof. There is a unique path from the original root O_i^* to any other node $O_\ell \in \mathcal{O}_i$ within \mathcal{T}_i . Given the new root \tilde{O}_i^* , denote by $\tilde{\mathcal{O}}_i^* \triangleq \{O \in \mathcal{O}_i \mid (\tilde{O}_i^*, O) \in E_i \vee (O, \tilde{O}_i^*) \in E_i\}$ its set of parents and children of \tilde{O}_i^* within \mathcal{T}_i . Since each squiracle $O_\ell \in \tilde{\mathcal{O}}_i^*$ shares a common center with \tilde{O}_i^* , O_ℓ is re-assigned as the children of \tilde{O}_i^* in $\tilde{\mathcal{T}}_i$. Thus, it holds that $(\tilde{O}_i^*, O_\ell) \in \tilde{E}_i$ within $\tilde{\mathcal{T}}_i$. This process is repeated until all nodes in \mathcal{O}_i are re-assigned in $\tilde{\mathcal{T}}_i$. Since $\tilde{\mathcal{T}}_i$ is acyclic and each node has one parent, the re-rooted tree $\tilde{\mathcal{T}}_i$ is unique and remains valid. □

Given a forest structure \mathcal{F} , the transformation $\Phi_{\mathcal{F} \rightarrow \mathcal{P}}$ from forest world to point world in (2) is determined via several diffeomorphic transformations [5], [15], i.e.,

$$\Phi_{\mathcal{F} \rightarrow \mathcal{P}}(p) \triangleq \psi \circ \Phi_{\mathcal{M} \rightarrow \bar{\mathcal{P}}} \circ \Phi_{\mathcal{S} \rightarrow \mathcal{M}} \circ \Phi_{\mathcal{F} \rightarrow \mathcal{S}}(p), \quad (10)$$

where $\Phi_{\mathcal{F} \rightarrow \mathcal{S}}(p)$ is the *purging transformation*: $\Phi_{\mathcal{F} \rightarrow \mathcal{S}}(p) \triangleq \Phi_{\mathcal{M}} \circ \dots \circ \Phi_2 \circ \Phi_1(p)$. Here, $\Phi_i(p) \triangleq f_{i,1} \circ f_{i,2} \circ \dots \circ f_{i,N_i}(p)$ is the purging map for the i -th tree \mathcal{T}_i , $\forall i \in \mathcal{M}$, where $f_{i,n_i}(\cdot)$ is the transformation for the n_i -th leaf with $n_i \in \{1, 2, \dots, N_i\} \triangleq \mathcal{N}_i$ and the depth $N_i > 0$, i.e., $f_{i,n_i}(p) \triangleq p(1 - \sigma_{n_i}(p)) + \sigma_{n_i}(p)T_{n_i}(p)$, where $T_{n_i}(p)$ is a scaling function mapping the boundary of the child squiracle to its parent; and $\sigma_{n_i}(p)$ is the analytic switch that attains value of one and vanishes nears other squircles and the goal. Moreover, $\Phi_{\mathcal{S} \rightarrow \mathcal{M}}$ and $\Phi_{\mathcal{M} \rightarrow \bar{\mathcal{P}}}$ are the transformations from star world to sphere world and sphere world to bounded point world. The exact derivations are omitted here due to limited space. Note that $p_i^* = \Phi_{\mathcal{M} \rightarrow \bar{\mathcal{P}}} \circ \Phi_{\mathcal{S} \rightarrow \mathcal{M}} \circ \Phi_{\mathcal{F} \rightarrow \mathcal{S}}(p_i^*)$ holds for p_i^* being the center of the root \tilde{O}_i^* for \mathcal{T}_i . Lastly, the function $\psi(\tilde{q}) \triangleq \frac{\rho_0}{\rho_0 - \|\tilde{q} - q_0\|}(\tilde{q} - q_0) + q_0$ transforms the bounded point world $\bar{\mathcal{P}}$ to the unbounded point world \mathcal{P} , where ρ_0 and q_0 are the radius and center of the sphere world. Therefore, the point obstacles in \mathcal{P} are given by $\mathcal{P} \triangleq \{P_i\}$ with $P_i = \psi(p_i^*)$, $\forall i \in \mathcal{M}$.

Note that there are M trees-of-squircles $\{\mathcal{T}_1, \mathcal{T}_2, \dots, \mathcal{T}_M\}$ within the forest world \mathcal{F} . Since the root of each tree can be re-selected as described, yielding a large variety of possible forests, denoted by \mathcal{F} . For a given reference homotopy class $D^* \in \mathcal{D}^*$, the Fisher distance [24] is proposed below.

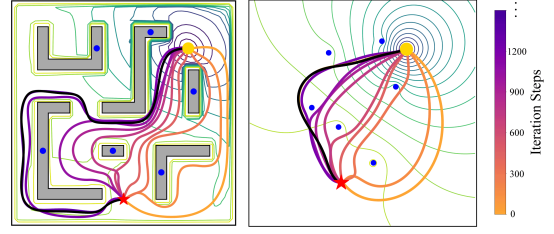


Fig. 5. Evolution of the resulting paths $\tilde{\tau}(t, \mathbf{w})$ in \mathcal{F} and \mathcal{P} as the weights \mathbf{w} are optimized by (14) given the desired D^* (in black).

Definition 9 (Fisher Distance). Given the forest \mathcal{F} and the homotopy class D^* , their *Fisher distance* is defined as:

$$J(D^*, \mathcal{F}) \triangleq \frac{\|\bar{\mathcal{P}}_1 - \bar{\mathcal{P}}_2\|^2}{(\Sigma_1)^2 + (\Sigma_2)^2}, \quad (11)$$

where $\mathcal{P}_1 \triangleq \{P_i \in \mathcal{P} \mid s_i = -1, i \in \mathcal{M}\}$, $\mathcal{P}_2 \triangleq \{P_i \in \mathcal{P} \mid s_i = 1, i \in \mathcal{M}\}$; $\bar{\mathcal{P}}_\ell$ and Σ_ℓ are the mean and variance of the point obstacles within \mathcal{P}_ℓ , respectively for $\ell = 1, 2$. ■

The Fisher distance measures the spatial distribution of point obstacles $\{P_i\}$ relative to the given homotopy class D^* . A higher Fisher distance indicates that the obstacles tend to be separated into two groups on either side of the trajectory $\tilde{\tau}$, given the desired homotopy class. Therefore, this separation renders the desired class easier to find by the subsequent parameter optimization. Consequently, the candidate forest structure can be selected:

$$\mathcal{F}^* \triangleq \mathbf{max}_{\mathcal{F} \in \mathcal{F}} J(D^*, \mathcal{F}), \quad (12)$$

where \mathcal{F} is the set of all tree structures described earlier; and \mathcal{F}^* is the best structure for the class D^* . Once the tree structure is selected, the diffeomorphic transformation $\Phi_{\mathcal{F} \rightarrow \mathcal{P}}$ from the forest world to the point world in (2) is determined via the *purging* process in (10).

2) *Parameter Optimization for Harmonic Potentials*: Once the forest structure \mathcal{F}^* is selected, the associated point world \mathcal{P} is derived. Thus, it remains to design the weight parameters \mathbf{w} for the harmonic potential $\phi_{\mathcal{P}}(q)$ in (1), such that the resulting path in \mathcal{P} has a D-signature close to the desired D^* . To begin with, the weights are constrained for $\phi_{\mathcal{P}}(q)$ to be valid.

Lemma 5. *If the weights \mathbf{w} in $\phi_{\mathcal{P}}$ satisfy that $w_g \geq \sum_{i \in \mathcal{M}} w_i + 1$, its resulting path $\tilde{\tau}$ in \mathcal{P} converges to the goal q_g without intersecting the obstacles in $\bar{\mathcal{P}} = \{P_i\}$, from almost all initial point $q_s \in \mathcal{P}$.*

Proof. Given the above condition, it follows from (1) that:

$$\begin{aligned} \lim_{\|q\| \rightarrow \infty} \phi_{\mathcal{P}}(q) &= \lim_{\|q\| \rightarrow \infty} \ln \left(\frac{\|q - q_g\|^{2w_g}}{\prod_{i=1}^M \|q - P_i\|^{2w_i}} \right) \\ &= \lim_{\|q\| \rightarrow \infty} \ln \left(\|q\|^{2(w_g - \sum_{i=1}^M w_i)} \right) \geq \lim_{\|q\| \rightarrow \infty} \ln (\|q\|^2), \end{aligned}$$

which reaches infinity. Thus, the path $\tilde{\tau}$ can not escape to infinity. Moreover, the inner product between $-\nabla_q \phi_{\mathcal{P}}(q)$ and $q - P_i$ as q approaches $P_i \in \bar{\mathcal{P}}$ is given by:

$$\begin{aligned} \lim_{q \rightarrow P_i} \langle -\nabla_q \phi_{\mathcal{P}}(q), q - P_i \rangle &= \lim_{q \rightarrow P_i} \left\langle 2\mathbf{w}^\top \cdot \left[\frac{-(q - q_g)}{\|q - q_g\|^2}, \right. \right. \\ &\quad \left. \left. \frac{(q - P_1)}{\|q - P_1\|^2}, \dots, \frac{(q - P_M)}{\|q - P_M\|^2} \right]^\top, q - P_i \right\rangle = 2w_i > 0, \end{aligned}$$

IEEE Robotics and Automation Letters (RA-L) paper, presented at ICRA 2026, Vienna, Austria. Cite as RA-L paper.

which indicates that the negated gradient directs outwards in the close vicinity of each point obstacle $P_i \in \overline{\mathcal{P}}$. Thus, the path $\tilde{\tau}$ is guaranteed to avoid intersection with all point obstacles. Lastly, Theorem 1 from [21] has shown that the potential $\phi_{\mathcal{P}}(q)$ has a unique global minimum at q_g and more importantly, a set of isolated saddle points of measure zero due to its harmonic properties. Therefore, the path $\tilde{\tau}$ is collision-free and converges to q_g asymptotically under the aforementioned constraint. This completes the proof. \square

Next, the objective is to optimize the weights \mathbf{w} such that the D-signature of the path $\tilde{\tau}$ is close to the desired signature D^* , i.e., as a constrained optimization problem:

$$\mathbf{w}^* \triangleq \min_{\mathbf{w} \in \mathbf{W}} \|D(\tilde{\tau}(t, \mathbf{w})) - D^*\|, \quad (13)$$

where $\mathbf{W} \triangleq \{\mathbf{w} > 0 | w_g > \sum_{i \in \mathcal{M}} w_i + 1\}$; and \mathbf{w} is added as an explicit parameter to the path $\tilde{\tau}$. Note that the point obstacles in \mathcal{P} are fixed given the forest structure \mathcal{F}^* . Thus, the resulting path $\tilde{\tau}(t, \mathbf{w})$ is fully determined by the weights \mathbf{w} . Thus, a *projected* gradient descent method [24] is adopted:

$$\mathbf{w}'_{k+1} = \mathbf{w}_k - \left(D(\tilde{\tau}) - D^* \right)^\top \frac{\partial D(\tilde{\tau}(t, \mathbf{w}_k))}{\partial \mathbf{w}_k} \delta_k; \quad (14a)$$

$$\mathbf{w}_{k+1} = \underset{\mathbf{w} \in \mathbf{W}_\eta}{\operatorname{argmin}} \|\mathbf{w} - \mathbf{w}'_{k+1}\|^2, \quad (14b)$$

where the second term in (14a) is the Jacobian of $D(\tilde{\tau}(t, \mathbf{w}))$ with respect to \mathbf{w} ; $\delta_k > 0$ is the step size; and the optimization in (14b) is the Euclidean projection that maps \mathbf{w}'_{k+1} back to the feasible region \mathbf{W} with a certain margin $\eta > 0$.

Since the resulting path $\tilde{\tau}(t, \mathbf{w})$ does not have an analytical solution, its D-signature and the Jacobian $\frac{\partial D(\tilde{\tau}(t, \mathbf{w}))}{\partial \mathbf{w}} \in \mathbb{R}^{M \times (M+1)}$ in (14a) is approximated numerically by:

$$\frac{\partial d_i(\tilde{\tau}(t, \mathbf{w}))}{\partial w_j} = \frac{d_i(\tilde{\tau}(t, \mathbf{w} + \epsilon_j)) - d_i(\tilde{\tau}(t, \mathbf{w} - \epsilon_j))}{2\epsilon},$$

where $\epsilon_j \triangleq [0, \dots, \epsilon, \dots, 0]^\top$ with $\epsilon > 0$ at the j -th index, for $i \in \mathcal{M}$ and $j \in \{0\} \cup \mathcal{M}$, i.e., the first column is the partial derivative for w_g ; $\tilde{\tau}(t, \mathbf{w} + \epsilon_j)$ is the new resulting path after the weights are changed to $\mathbf{w} + \epsilon_j$, which should be computed numerically, i.e., via the Runge-Kutta methods [23]; the same applies to $\tilde{\tau}(t, \mathbf{w} - \epsilon_j)$; and their D-signatures $D(\cdot)$ are computed by (6). Lastly, the solution of (14b) can be derived analytically through the Lagrange equation and the KKT conditions [24], of which the details are omitted here due to limited space. The iteration terminates after the Jacobian is less than a given threshold or after certain number of iterations. As shown in Fig. 5, the resulting path $\tilde{\tau}(t, \mathbf{w})$ gradually converges to the desired homotopy class.

Remark 2. Although the resulting path $\tilde{\tau}(t, \mathbf{w})$ is continuous w.r.t. the parameter \mathbf{w} , the discrete change of homotopy class is related to the phenomenon of *bifurcation* in nonlinear differential equations [23], when the path intersects with the neighborhood of the saddle points of the potential $\phi_{\mathcal{P}}$. \blacksquare

C. Overall Framework

1) *Customization over Homotopic Paths:* As summarized in Alg. 1, all homotopy classes that can be generated by the resulting path of valid harmonic potentials within the workspace

Algorithm 1: Customization over Homotopic Paths

Input : $(\mathcal{W}, \{\mathcal{O}_i, i \in \mathcal{M}\}), (p_s, p_g)$.
Output: $\{(\varphi_{\mathcal{F}}^*, (\mathcal{F}^*, \mathbf{w}^*), \boldsymbol{\tau}^*)\}$.

- 1 Determine all forest structures \mathcal{F} ;
- 2 Set $\mathcal{S} = \emptyset$;
- 3 **for** $\mathcal{F} \in \mathcal{F}$ **do**
 - 4 */* Structure Selection */*
 Compute transformation $\Phi_{\mathcal{F} \rightarrow \mathcal{P}}$ and \mathcal{P} by (10);
 - 5 Compute \mathcal{D}^* by (9);
 - 6 **for** $D^* \in \mathcal{D}^*$ **do**
 - 7 Compute \mathcal{F}^* by (12);
 - 8 */* Weight Optimization */*
 Compute $\Phi_{\mathcal{F}^* \rightarrow \mathcal{P}^*}$ and \mathcal{P}^* by (10);
 - 9 Optimize \mathbf{w}^* by (14);
 - 10 **if** $S(\tilde{\tau}(t, \mathbf{w}^*)) = S^*$ **then**
 - 11 Compute $\varphi_{\mathcal{F}^*}^*$ and $\boldsymbol{\tau}^*$ by (2);
 - 12 Add $(\varphi_{\mathcal{F}^*}^*, (\mathcal{F}^*, \mathbf{w}^*), \boldsymbol{\tau}^*)$ to \mathcal{S} ;

is determined by the proposed hybrid optimization scheme. More specifically, given the workspace configuration with the start and goal positions, the set of all forest structures \mathcal{F} can be determined by iterating through all choices of roots for each tree-of-stars. Then, for a chosen structure \mathcal{F} , its associated transformation $\Phi_{\mathcal{F} \rightarrow \mathcal{P}}$ and point world \mathcal{P} are computed, of which the set of all D-signatures \mathcal{D}^* is given by (9). Afterwards, for each class D^* , the hybrid optimization scheme of structure selection via (12) and weight optimization via (14) is applied to derive the potential $\varphi_{\mathcal{F}^*}^*$, the parameters $(\mathcal{F}^*, \mathbf{w}^*)$, and the resulting path $\boldsymbol{\tau}^*$, which is stored in the set of valid solutions \mathcal{S} . Note that due to the condition at Line 10, only paths with different signs $S(\cdot)$ in (6) are added to \mathcal{S} , i.e., they belong to different homotopy classes.

2) *Complexity Analyses:* The number of all homotopy classes is given by 2^M , where M is the number of obstacles. For a given reference homotopy class, the complexity to determine the optimal forest structures is $\mathcal{O}(MN)$, where N is the maximum depth over all trees $\{\mathcal{T}_i\}$. Moreover, the complexity to construct the diffeomorphic transformation given a forest structure is $\mathcal{O}(M^2 + MN^2)$. The parameter optimization has polynomial complexity as both the objective and constraints are convex. Lastly, the overall complexity to find all homotopic paths is bounded by $\mathcal{O}(2^M(MN + M^2 + MN^2))$.

V. NUMERICAL EXPERIMENTS

For further validation, extensive numerical simulations are conducted. The algorithm is implemented in Python3 and tested on a laptop with an Intel Core i7-1280P CPU. Simulation videos, experiment videos and source code can be found in the supplementary files.

A. System Description

Two different environments are tested: (I) a polygon workspace of $10m \times 10m$ as shown in Fig. 6 featuring 6 tree-of-squirrels with a maximum depth of 3; (II) an office workspace of $15m \times 10m$ as shown in Fig. 1 featuring 10 tree-of-squirrels with walls, sofas and tables. The weight parameter

IEEE Robotics and Automation Letters (RA-L) paper, presented at ICRA 2026, Vienna, Austria. Cite as RA-L paper.

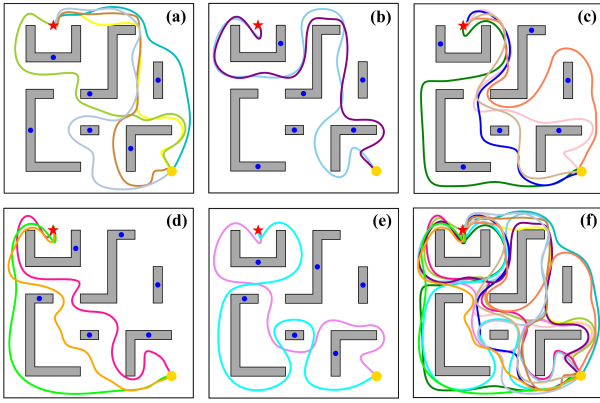


Fig. 6. (a-e) Resulting paths of different homotopic classes under different weights but the same forest structures (roots in blue). (f) paths of 17 different homotopic classes found in the polygon workspace.

\mathbf{w} in $\phi_P(x, \mathbf{w})$ is initialized as 1.0 for each obstacle \mathcal{O}_i and 12.0 for the goal. The step size and the lower bounds in (14) are set as $\delta_k = 0.01$ and $\eta = 0.1$.

B. Results

1) *Polygon workspace*: To begin with, the hybrid optimization process for a specific homotopy class is investigated. As shown in Fig. 5, the start and goal poses are set to (5, 1) and (8, 8), respectively. The desired D-signature is given by $D^* = (0.19, -0.18, 0.22, -0.39, -0.53, -0.62)$. To solve (12), in total 54 forest structures are generated, of which the maximum Fisher distance $J(D^*, \mathcal{F}^*) = 1.82$ is found within 0.12s with the forest \mathcal{F}^* shown in Fig. 5. Subsequently, the parameter \mathbf{w} is optimized via (14) in 0.47s. The intermediate paths in the forest world and point world during different iterations are shown in Fig. 5, which transits through various homotopy classes $S(\cdot)$ from the initial sign (1, 1, 1, 1, 1, 1) to (1, -1, 1, -1, -1, -1). It shows in Fig. 5 that $D(\cdot)$ changes discontinuously at iterations 79, 127, 302 and 732, as the resulting path intersects the neighborhood of saddle points. The final value of \mathbf{w} is (9.56, 0.765, 0.321, 0.727, 1.33, 1.45, 1.08). Moreover, the set of all homotopic paths are generated by Alg. 1. For the start at (2.5, 9) and goal at (9, 1), the final results are summarized in Fig. 6. In total, 64 D-signatures are generated as the homotopy classes given by (9). For each homotopy class, the optimal forest structure \mathcal{F}^* and weight parameter \mathbf{w}^* are computed, with an average time of 0.11s and 0.4s. Finally, a total of 17 homotopy classes are found within 32.9s. It is interesting to note that the homotopic classes generated under different forest structures are often different, as clustered in Fig 6. Additionally, the final harmonic potentials and the resulting paths are shown in Fig. 5.

2) *Office workspace*: The office workspace consists of four areas that include one restricted region and three bonus regions as the user preferences, as shown in Fig. 1. Due to the larger number of obstacles, approximately 600 forest structures are evaluated based on the 2^{10} candidate homotopy classes in \mathcal{S} within 75.1s. In total 42 homotopic paths are found via optimizing \mathbf{w} of dimension 10 within 237.8s, where each homotopy class takes in average 0.25s. Among these paths, 10 paths that satisfy the preferences are returned, as shown in

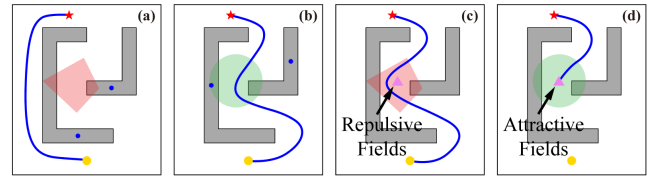


Fig. 7. Comparison between the proposed hybrid framework and basic methods that apply attractive or repulsive fields directly to regions of interest.

TABLE I
SCALABILITY ANALYSIS

(M, N)	(5, 2)	(5, 4)	(10, 2)	(10, 4)	(20, 2)	(20, 4)
$ \mathcal{S} $	9	17	43	72	152	276
T_{avg} [s]	2.6	1.9	5.2	3.7	29.5	21.2

Fig. 1. It is worth noting the potentials by the default choice of forest structure and weights would result in a path close to the boundary and away from all obstacles.

3) *Scalability Analysis*: The proposed method is evaluated w.r.t. the number of trees M and their depth N , as summarized in Table I. As M increases from 5 to 10 and 20, the number of potential homotopy classes would grow exponentially. The average planning time T_{avg} for each homotopy class increases from about 2.6s to 5.2s and 29.5s, with the total number of homotopic paths $|\mathcal{S}|$ being 9, 43 and 152, respectively. Moreover, as N increases to 4, the number of paths roughly doubles due to the increased variety of forest structures, e.g., 276 paths for $M = 20$ and $N = 4$.

C. Comparisons

The proposed framework (as **Ours**) is compared against *five* baselines: (I) **Exhaustive**, which enumerates all combinations of weights and forest structures; (II) **RRT** from [2], which samples from all possible paths; (III) **HM** from [4], which partitions the workspace into 6 subsets and selects different intermediate goals; (IV) **ReRoot**, which optimizes the forest structure only with the default weights; (V) **ParamOpt**, which optimizes weights only with the default forest structure. A maximum computation time of 100s applies to all methods. As summarized in Table II, the metrics for comparison include the number of homotopic paths $|\mathcal{S}|$, the total planning time T_{to1} to find all homotopy classes, and the planning time T_{cus} to find a specific homotopy class.

Notably, for the same polygon workspace as above, both **Exhaustive** and **RRT** reach the maximum planing time, yielding 11 and 13 paths, respectively, and requiring approximately 44s and 38s for a given class. In contrast, **HM** constructs the harmonic potential within 25s, yielding 8 classes via different goal selections, and an average of 8s for a feasible class. Moreover, **ReRoot** finds 6 paths in approximately 8s and the selection of the optimal forest structure only for a given class takes 3.5s, while **ParamOpt** identifies 8 classes within 26s, taking 8.4s to optimize the weights only. In contrast, our method generates up to 17 distinct homotopy classes in 32.9s, validating the effectiveness of the proposed hybrid optimization scheme, with around 5s to derive the complete potentials for a desired class.

The proposed method demonstrates superior performance compared to simple potential-based methods that apply at-

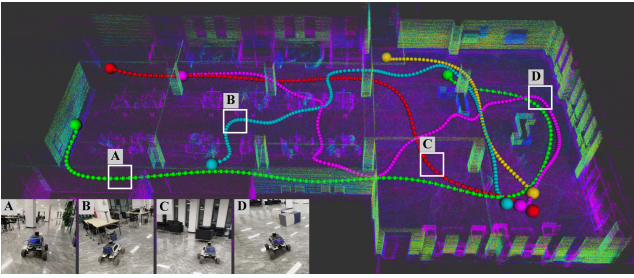


Fig. 8. Final robot trajectories with different homotopy properties, given the harmonic potentials found for the office environment.

TABLE II
COMPARISONS WITH BASELINES

Methods	Ours	Exhaustive	RRT	HM	ReRoot	ParamOpt
$ \mathcal{S} $	17	11	13	8	6	8
$T_{\text{tot}} [\text{s}]$	32.9	100	100	25.2	7.9	26.1
$T_{\text{cus}} [\text{s}]$	5.2	43.5	38.3	7.6	3.5	8.4

tractive or repulsive fields directly within regions of interest, as illustrated in Fig. 7. The repulsive-field approach fails to prevent detours through the avoidance region (Fig. 7(c)), and the attractive-field approach is attracted to local minima (Fig. 7(d)). In contrast, the proposed strategy successfully avoids the avoidance region (Fig. 7(a)) and traverses the bonus region while maintaining global convergence (Fig. 7(b)).

D. Hardware Experiments

The proposed method is deployed to a differential-driven robot operating within an office environment of $40\text{m} \times 30\text{m}$. The robot with a radius of 0.35m is controlled using the nonlinear tracking controller from [15], with control gains $k_v = 0.2$ and $k_\omega = 0.5$. As shown Fig. 1 and 8, the robot is equipped with a 360° Lidar sensor with a range of 10m to create a point cloud map of the environment using SLAM technology for robot localization. Based on the accumulated point clouds, a total of 24 cluttered obstacles are modeled to construct harmonic potential fields. Five experimental trials are conducted with distinct user-defined homotopy references. In each trial, the robot is initialized with random start and goal positions. Then, harmonic potentials are generated via the proposed framework given the desired homotopic class for each start-goal configuration, yielding the optimal $(\mathcal{F}^*, \mathbf{w}^*)$ within an average of 6.7s . Lastly, the robot is controlled by tracking the negated gradient of the associated harmonic fields, and the resulting trajectories are shown in Fig. 8.

VI. CONCLUSION

This work presents a systematic framework for customizing harmonic potential fields to generate paths with desired homotopic properties, offering a novel solution to task-driven path and motion planning in complex environments. Via simultaneously optimizing the forest structure and the weighting parameters, it provides a flexible and customizable planning scheme for practical robotic applications such as service robots, search and rescue operations. Future work involves online optimization within unknown scenes.

REFERENCES

- [1] J.-P. Laumond *et al.*, *Robot motion planning and control*. Springer, 1998, vol. 229.
- [2] S. M. LaValle, *Planning algorithms*. Cambridge university press, 2006.
- [3] E. Rimon and D. E. Koditschek, "Exact robot navigation using artificial potential functions," *IEEE Transactions on Robotics and Automation*, vol. 8, no. 5, 1992.
- [4] P. Vlantis, C. Vrohidis, C. P. Bechlioulis, and K. J. Kyriakopoulos, "Robot navigation in complex workspaces using harmonic maps," in *IEEE International Conference on Robotics and Automation (ICRA)*, 2018, pp. 1726–1731.
- [5] S. G. Loizou, "The navigation transformation," *IEEE Transactions on Robotics*, vol. 33, no. 6, pp. 1516–1523, 2017.
- [6] P. Rousseas, C. Bechlioulis, and K. Kyriakopoulos, "Reactive optimal motion planning to anywhere in the presence of moving obstacles," *The International Journal of Robotics Research*, vol. 43, no. 13, pp. 2027–2048, 2024.
- [7] C. W. Warren, "Global path planning using artificial potential fields," in *IEEE International Conference on Robotics and Automation (ICRA)*, 1989, pp. 316–317.
- [8] —, "Multiple robot path coordination using artificial potential fields," in *IEEE International Conference on Robotics and Automation (ICRA)*, 1990, pp. 500–505.
- [9] D. V. Dimarogonas, S. G. Loizou, K. J. Kyriakopoulos, and M. M. Zavlanos, "A feedback stabilization and collision avoidance scheme for multiple independent non-point agents," *Automatica*, vol. 42, no. 2, pp. 229–243, 2006.
- [10] C. Li and H. G. Tanner, "Navigation functions with time-varying destination manifolds in star worlds," *IEEE Transactions on Robotics*, vol. 35, no. 1, pp. 35–48, 2018.
- [11] P. Rousseas, C. P. Bechlioulis, and K. J. Kyriakopoulos, "Optimal motion planning in unknown workspaces using integral reinforcement learning," *IEEE Robotics and Automation Letters*, vol. 7, no. 3, pp. 6926–6933, 2022.
- [12] —, "Trajectory planning in unknown 2d workspaces: A smooth, reactive, harmonics-based approach," *IEEE Robotics and Automation Letters*, vol. 7, no. 2, pp. 1992–1999, 2022.
- [13] V. Vasilopoulos, G. Pavlakos, K. Schmeckpeper, K. Daniilidis, and D. E. Koditschek, "Reactive navigation in partially familiar planar environments using semantic perceptual feedback," *The International Journal of Robotics Research*, vol. 41, no. 1, pp. 85–126, 2022.
- [14] O. Arslan and D. E. Koditschek, "Sensor-based reactive navigation in unknown convex sphere worlds," *The International Journal of Robotics Research*, vol. 38, no. 2-3, pp. 196–223, 2019.
- [15] S. Wang and M. Guo, "Hybrid and oriented harmonic potentials for safe task execution in unknown environment," *Automatica*, vol. 173, p. 112105, 2025.
- [16] A. Dahlin and Y. Karayiannidis, "Creating star worlds: Reshaping the robot workspace for online motion planning," *IEEE Transactions on Robotics*, vol. 39, no. 5, pp. 3655–3670, 2023.
- [17] —, "Obstacle avoidance in dynamic environments via tunnel-following mpc with adaptive guiding vector fields," in *IEEE Conference on Decision and Control (CDC)*, 2023, pp. 5784–5789.
- [18] S. Bhattacharya, M. Likhachev, and V. Kumar, "Topological constraints in search-based robot path planning," *Autonomous Robots*, vol. 33, pp. 273–290, 2012.
- [19] E. Schmitzberger, J.-L. Bouchet, M. Dufaut, D. Wolf, and R. Husson, "Capture of homotopy classes with probabilistic road map," in *IEEE/RSJ International Conference on Intelligent Robots and Systems*, 2002, pp. 2317–2322.
- [20] J. Huang, Y. Tang, and K. W. S. Au, "Homotopic path set planning for robot manipulation and navigation," *arXiv:2406.02885*, 2024.
- [21] S. G. Loizou and E. D. Rimon, "Mobile robot navigation functions tuned by sensor readings in partially known environments," *IEEE Robotics and Automation Letters*, vol. 7, no. 2, pp. 3803–3810, 2022.
- [22] S. Bhattacharya, R. Ghrist, and V. Kumar, "Persistent homology for path planning in uncertain environments," *IEEE Transactions on Robotics*, vol. 31, no. 3, pp. 578–590, 2015.
- [23] D. Zwillinger and V. Dobrushkin, *Handbook of differential equations*. Chapman and Hall/CRC, 2021.
- [24] S. Boyd and L. Vandenberghe, *Convex optimization*. Cambridge university press, 2004.